PRE-LEAVING CERTIFICATE EXAMINATION 2023

Student _____

School _____

Teacher _____

Music - Higher Level

Composing - Core (100 Marks)

1½ hours

Total marks

Q	MARK
1	
2	
3	
4	
5	
6	
TOTAL	
GRADE	

Instructions

- Answer both Q1 and Q5.
- Write your answers in the spaces provided in this booklet.
- Do not write outside the answer areas as this may not be corrected.
- Before the examination begins, listen carefully to announcements.
- You may not make any comment, tap, hum or sing during this examination.

Section A – Melody Composition (40 marks)

Answer Q1

Continuation of a given opening

Question 1 (40 marks)

Continuation of a given opening

- Continue the given opening to make a 16-bar melody.
- Include a modulation to the dominant at a suitable point.
- Add appropriate performing directions (phrasing and dynamics) to the melody.
- Choose a suitable instrument for your melody from the following list:

❒ violin

❒ flute

❒ clarinet

❒ trumpet

Rough Work



LC 2023 Sample WEB Q1 + Q5 (Opt 1)



LC 2023 Sample MEB
Q1 + Q5 (Opt 1)

Rough Work

LC 2023 sample WEB
Q1 + Q5 (Opt 1)

LC 2023 Sample MEB Q1 + Q5 (Opt. 1)

Section B – Harmony (60 marks)

Answer Q5

Composing bass notes and chord indications to a given tune

Question 5 (60 marks)

Composing bass notes and chord indications to a given tune

Preparatory work: Plot the chords available in the key of G major, either in the chord bank grid *or* on the stave below.

Notes of Chord	D B G		F♯ D B				C A F♯
Chord Symbol	G		Bm				F♯°
Roman Numeral	I	ii	iii	IV	V	vi	vii°



- Study the piece of music below.
- Insert suitable bass notes and chord indications in the style of the given opening.
- Do not use the same chord in the same position in adjacent boxes.
- You may use either chord symbols or Roman numerals, but not both.



LC 2023 Sample MEB Q1 + Q5 (Opt 1)



LC 2023 Sample MEB
Q1 + Q5 (Opt 1)

Chords		
Chord progression quality		
Bass notes		
Bass quality		

Rough Work

Rough Work

Do not write on this page